



# SUP WING SURF


2024  
COLLECTION



**#BOUNDBYWATER**  
WWW.SICMAUI.COM  @sicmaui  @sicmaui  @sic\_maui

**DESIGNED IN MAUI, HAWAII  
FOR WATERMEN AND WATERWOMEN  
FIVE STARS PERFORMANCE  
BEST-IN CLASS PRODUCTS**



A person is shown from the waist down, paddling a white surfboard with two red stripes. The surfboard is on a blue ocean with small waves. The person's hands are on a black paddle with a white and red grip. The background is a clear blue sky and a distant shoreline with buildings. The top of the image has a dark, patterned overlay.

Whether it's the tranquility of paddling at sunrise on a glassy day or the exhilaration of venturing into the expanse of the deep blue sea, we seek individual experiences.


Yet, our quest for experiencing harmony with the ocean, wind, or waves is the same. We are more alike than we are different. Whether that means chasing competition podium spots or the simple wish to spend a fun day out on the water, we are a community of watermen and women. We are all #BOUNDBYWATER.

# WINGFOIL





Nothing beats the thrill of harnessing the power of the wind to lift off and glide silently above the water's surface. The masterfully crafted RAPTOR Series provides the specially designed platform you need to enter the thrilling realm of Wing Foiling and build your skills. Volume concentrated towards the tail, where Wing Foilers start, and ride, and the full nose outline, provide the volume you need in the shortest possible board. RAPTOR Wing Foil Boards are dedicated Wing Foil designs, ready to launch you into an exciting new adventure.



**SIC**  
SANDWICH ISLANDS COMPOSITES

# 2024 WINGFOIL

## OVERVIEW



### **RAPTOR Pro** (SFX)

4'11" x 22.0" - 60L • 109637  
5'0" x 25.0" - 80L • 109633  
5'4" x 26.0" - 95L • 109635

**NEW GRAPHIC**



### **RAPTOR** (SFX)

5'8" x 28.0" - 110L • 109636  
5'11" x 30.0" - 120L • 109634

**NEW GRAPHIC**



### **RAPTOR Launch** (AT)

5'8" x 28.0" - 110L • 108947



### **RAPTOR Air** (FST)

5'8" x 28.0" - 120L (AIR) • 108256  
5'11" x 30.0" - 130L (AIR) • 108257





**NEW**

**RAPTOR WING V3**

- |                             |                             |
|-----------------------------|-----------------------------|
| 2.5 m <sup>2</sup> • 108960 | 4.5 m <sup>2</sup> • 108962 |
| 3.0 m <sup>2</sup> • 108948 | 5.0 m <sup>2</sup> • 108950 |
| 3.5 m <sup>2</sup> • 108961 | 6.0 m <sup>2</sup> • 108951 |
| 4.0 m <sup>2</sup> • 108949 | 7.0 m <sup>2</sup> • 108952 |



**RAPTOR FOILS**

- SLASH Foil Complete 1200 • 108263
- SLASH Foil Complete 1700 • 108968
- SLASH FW 750 • 109613 **NEW**
- SLASH STAB 185 • 109614 **NEW**



- FLITE Foil Complete 1500 • 108276
- FLITE Foil Complete 2000 • 108277
- FLITE FW 1200 • 109615 **NEW**



# RAPTOR WING

Unleash predator  
power and speed



Designed to meet  
the needs of even the most  
demanding riders with exceptional  
features and unparalleled performance.  
The RAPTOR WING V3 brings to life power, speed and balance.

RAPTOR WING V3 2.5 | 3.0 | 3.5 | 4.0 | 4.5 | 5.0 | 6.0 | 7.0 m<sup>2</sup>



# RAPTOR WING V3

## PERFORMANCE PROFILE

Unleash predator power with the all-new RAPTOR WING V3. Our team of experts have engineered a wing that is designed to meet the needs of even the most demanding riders with exceptional features and unparalleled performance. Our new lower aspect ratio shape, combined with a segmented leading edge, provides better wing tip control while turning and increased stability while free-flying and wave riding. The new center strut design with mini booms offers superior comfort and power management for pumping efficiency. Whether you're a progressing or an experienced rider, the RAPTOR WING V3 will help you take your wing foiling to new heights.

## KEY FEATURES

- **UPDATED LOWER ASPECT SHAPE WITH HIGHER SEGMENTED LEADING EDGE**  
Reduced wingspan for better wing tip control, improved turning, and stable free flying while maintaining upwind performance.
- **THICKER STRUT WITH NEW DESIGN**  
For better pumping efficiency, power management, and ergonomic comfort.
- **IMPROVED 3DF**  
Improved breaking strength, tear resistance, UV protection, elongation, and overall durability.
- **IMPROVED ECOTEX LEADING EDGE**  
Ultra-rigid, non-stretch leading edge material for better airflow and flight stability. Prevents seam bulging on the leading edge.
- **STIFFER DURABLE FABRICS WITH NEW PANELING ALIGNMENTS**  
Better tensioning to help reduce fluttering and improve wing longevity.
- **MINI BOOMS**  
For comfort, direct control, and superior ergonomics.
- **MEDIUM DIHEDRAL**  
Provides a perfect blend of power and speed with good stability.
- **NEW WINDOWS**  
For better visibility/view for highspeed flying and all-round safety.
- **HALF SIZES**  
Providing the right size wing for every riding condition and skill level.

## SIZES

- 2.5 m<sup>2</sup> • 108960
- 3.0 m<sup>2</sup> • 108948
- 3.5 m<sup>2</sup> • 108961
- 4.0 m<sup>2</sup> • 108949
- 4.5 m<sup>2</sup> • 108962
- 5.0 m<sup>2</sup> • 108950
- 6.0 m<sup>2</sup> • 108951
- 7.0 m<sup>2</sup> • 108952



NEW GRAPHIC

## PERFORMANCE PROFILE

The RAPTOR 4.11 is the ultimate board for high-performance wing foiling within our revolutionary RAPTOR PRO shapes. Designed to maximize efficiency with minimize board size, this board is tailored to elevate freestyle, surf foiling, and speed riding experience.

## KEY FEATURES

- SUPERFLY X (SFX) CONSTRUCTION  
For lightweight, durability, and performance
- DUAL-PURPOSE SHAPE  
For surf and wing foiling
- CONTOURED DECK SIDE TO SIDE AND FRONT TO REAR  
Allows you to lock your knees during a water-start and provides a lower center of gravity for stability
- GRADUAL SLOPED UPWARD DECK TOWARDS TAIL  
No kick pad is needed as the slope provides a control for the rear foot
- AN UNOBSTRUCTED REAR DECK  
Keeps knees comfortable while paddling back out to the lineup for surf foiling
- MINIMAL THICKNESS AND EVEN FOAM DISTRIBUTION  
Gives more direct connection and control as you stand closer to the foil. Provides a natural stance for good body positioning and pumping
- BOTTOM CHINE  
For smooth lift-off and better glide
- MORE NOSE LIFT AND NO TAIL ROCKER BEFORE & AFTER FOIL TRACK  
For landing jumps
- FOIL POSITION IS SLIGHTLY MORE FORWARD  
Ease in take off in lighter winds

## SIZE

- 4'11" x 22.0" - 60L (SFX) • 109637



# RAPTOR PRO 5'0 80L - 5'4 95L (SFX)

WING FOIL BOARD  
SFX

NEW GRAPHIC



## PERFORMANCE PROFILE

The 5'0" and 5'4" RAPTOR PRO wing foil boards focus on in-flight performance, with a low rocker profile to promote easy lift off, and beveled rail bottom chines that reduce the chance of catching while touching down, banking upwind, carving a jibe, or turning hard. Deck insets allow addition of foot straps for powerful maneuvering or catching air.

## KEY FEATURES

- SUPERFLY X (SFX) CONSTRUCTION  
For lightweight performance
- COMPACT DESIGN ROUNDED NOSE  
For easy maneuverability
- NARROW FOOT STRAP PLACEMENT AND VOLUME DISTRIBUTION  
For wing foiling and more dynamic turning
- CONTOURED DECK  
For bracing and better control
- REAR FOIL PLACEMENT  
For better control and performance
- DOUBLE SLOTTED FIN BOX TRACKS FOR PLATE MOUNT SYSTEM  
For secure mounting of foil
- DIAMOND-GROOVE TEXTURED EVA DECK PAD AND KICKTAIL PAD  
For traction, grip, and assistance with turning

## SIZES

- 5'0" x 25.0" - 80L (SFX) • 109633
- 5'4" x 26.0" - 95L (SFX) • 109635

# RAPTOR 5'8 110L - 5'11 120L (SFX)

WING FOIL BOARD  
SFX

NEW GRAPHIC



## PERFORMANCE PROFILE

These larger, higher-volume RAPTOR wing foil boards are perfect for riders who are new to Wing Foiling. They are very stable, even when off the foil, allowing easy paddling and smooth lift off. The performance of the RAPTOR 5.8 and 5.11 shapes improved with an updated bottom with chine and chisel tail removed, providing better glide and easier release from the water at lift-off. More experienced riders will also enjoy a lighter weight and improved construction.

## KEY FEATURES

- SUPERFLY X (SFX) CONSTRUCTION  
For lightweight, durability, and performance
- FULL NOSE OUTLINE AND STRAIGHT TAIL ROCKER  
Providing stability while paddling and smooth lift-off
- ADDED BOTTOM CHINE  
For ease of glide and release from the water to get on foil
- REAR FOIL PLACEMENT AND VOLUME DISTRIBUTION  
For easy launching
- NARROWER FOOT STRAP PLACEMENT  
For wing foiling and more dynamic turning
- DOUBLE SLOTTED FIN BOX TRACKS FOR PLATE MOUNT SYSTEM  
For secure mounting of foil
- DIAMOND-GROOVE TEXTURED EVA DECK PAD  
For traction and grip Kicktail pad Assist with turning

## SIZES

- 5'8" x 28.0" - 110L (SFX) • 109636
- 5'11" x 30.0" - 120L (SFX) • 109634

Choose your board size based on weight and experience level. Board volume guideline for novices: Add 30 liters to your weight in Kg. including wet suit.

## PERFORMANCE PROFILE

The RAPTOR LAUNCH is one of the most exciting editions to our wing foil lineup, opening the doors for beginner wing foilers who want a rigid board at an affordable price. Featuring durable, lightweight ACE-TEC seamless construction, this board is built to last. Same shape as our 5.8 and 5.11 RAPTOR series with new chine bottom.

## KEY FEATURES

- ACE-TEC (AT) SEAMLESS CONSTRUCTION  
For affordable, lightweight, durability with a new no seam construction for comfort
- FULL NOSE OUTLINE AND STRAIGHT TAIL ROCKER  
Providing stability while paddling and touchdowns
- BOTTOM CHINE  
For smooth lift-off and better glide
- REAR FOIL PLACEMENT AND VOLUME DISTRIBUTION  
For easy launching
- NARROWER FOOT STRAP PLACEMENT  
For wing foiling and more dynamic turning
- DOUBLE SLOTTED FIN BOX TRACKS FOR PLATE MOUNT SYSTEM  
For secure mounting of foil
- DIAMOND-GROOVE AND KICKTAIL PAD  
For traction, grip, and assistance with turning

## SIZE

- 5'8" x 28.0" - 110L (AT) • 108947



# RAPTOR AIR 5'8 120L - 5'11 130L (FST)

WING FOIL BOARD  
INFLATABLE



## PERFORMANCE PROFILE

The RAPTOR AIR wing foil boards combine specialized Raptor performance and design with the compact storage and transportation convenience of an inflatable. Don't let the word inflatable fool you. The RAPTOR AIR was created with performance in mind for the avid wing foiler ready to travel and explore or the beginner looking for something softer and less intimidating under their feet.

## KEY FEATURES

- FST FUSION CONSTRUCTION  
For maximum stiffness
- CARBON FOIL MOUNT WITH LIGHTWEIGHT MOLDED FOAM CORE  
To ensure responsiveness and strong connection
- QUICK RELEASE EDGE AND REAR FOIL PLACEMENT  
For easy launching
- NARROW FOOT STRAP PLACEMENT  
For wing foiling and more dynamic turning
- CONVENIENT TRAVEL BACKPACK  
To take your wing foiling adventures anywhere
- DIAMOND-GROOVE TEXTURED EVA DECK PAD  
For traction and grip

## SIZES

- 5'8" x 28.0" - 120L (AIR) • 108256
- 5'11" x 30.0" - 130L (AIR) • 108257

Choose your board size based on weight and experience level. Board volume guideline for novices: Add 30 liters to your weight in Kg, including wet suit.



# SLASH FOILS

## PERFORMANCE PROFILE

Flip your ride! The SLASH range is all about maximum glide, high-speed, and hard carving for those who want to push Wing Foiling to the maximum. Multiple versatilities for maximum customization according to riding styles. The innovative flipping central fuselage allows you to trim your foil performance simply by flipping the orientation of the fuselage.

SLASH Foil is designed and configured with the finest materials available. The base and mast are constructed with military-grade prepreg carbon and the flip fuselage with alloy. All front and rear wings, T-Bar, and fuselage are interchangeable, allowing optimum equipment fine-tuning to accommodate your weight, riding style, and riding conditions.

## KEY FEATURES

- **HIGH ASPECT RATIO FRONT WING**  
Better glide and control, perfect for advanced foilers
- **FLIP FUSELAGE: TWO IN ONE**  
Flip the asymmetrical fuselage facing the PUMP ARROW forward for pump riding style and control, facing the STEERING WHEEL forward for maneuverability and aggressive turning.
- **STAB TRIMMING +/- 1°**  
Favoring lift vs. speed
- **CARBON CONSTRUCTION**  
Front wing 1700 cm<sup>2</sup>. Rear Wing 250 cm<sup>2</sup>. Mast 80 cm
- **DOUBLE TRACK BASE MOUNTING PLATE**  
Giving you maximum adjustability fore and aft and the ability to shim your foil
- **MARINE-GRADE HARDWARE - TORX 8 MM**  
Strong and corrosion-resistant

## NEW FOILS COMPONENTS

The SLASH 750 front wing is for riders looking for improved glide, high speed, and high pumping ability. This wing size is for experienced wing foilers chasing speed, freestyle, and even surf foil with minimal waves. High aspect ratio (8.2).

The new SLASH 185 stabilizer wing was designed to be used in combination with the new 750 front wing. It is targeted for increased speed while maintaining control. The SLASH 185 stab is also compatible with a bigger front wing (900, 1200, and 1700 slash front wing) for riders looking for maximum carving ability. Aspect ratio (7.7).



Kit Complete	Front Wing	Aspect ratio	Mast	Fuselage	Back wing	Ref.
SLASH 1200	1200 cm <sup>2</sup>	7.9	900 mm	650 mm	250 cm <sup>2</sup>	108263
SLASH 1700	1700 cm <sup>2</sup>	6.7	800 mm	650 mm	250 cm <sup>2</sup>	108968
	900 cm <sup>2</sup>	8.5				108265
	750 cm <sup>2</sup>	8.2				109613
		7.7			185 cm <sup>2</sup>	109614

**NEW**  
**NEW**

## PERFORMANCE PROFILE

FLITE Foil is manufactured with the finest materials on the market. The base, mast, and fuselage are constructed with alloy, and the front and rear wings with carbon wrap.

All front and rear wings, T-Bar, and fuselage are interchangeable, allowing optimum equipment fine-tuning to accommodate your weight, riding style, and riding conditions. The forged Carbon Mast Base has slotted open ends for rapid installation and breakdown. It is also extremely durable over time.

## KEY FEATURES

- **LOW ASPECT RATIO FRONT WING**  
Better low-end light wind performance, stable, and perfect for discovering the sport.  
Plug-and-Play: one fuselage, one front wing, one mast, and one stabilizer
- **FRONT WING SIZES ADJUSTED TO RIDER WEIGHT**  
1500 < 80kg - 2000: 80-100 kg +
- **MAST, FUSELAGE, PLATE, CONNECTOR**  
Mast 75 cm - Construction: Aluminum
- **FRONT WING & STABILIZER**  
Construction: Carbon wrap
- **MARINE-GRADE HARDWARE - TORX 8 MM**  
Strong and corrosion-resistant
- **PADDED CARRY BAG/COVERS**

### NEW FLITE 1200 FRONT WING

The new FLITE 1200 front wing offers a progressive step for wing and surf foilers. Its 1200 cm<sup>2</sup> area is dedicated to intermediate to advanced riders, while the wing is also suitable for lightweight beginners looking for maneuverability. It performs extremely well when surf foiling small waves. The excellent turning ability associated with the good pumping/speed ratio makes the 1200 FLITE front wing a must-have for foilers wanting a minimal quiver for different sports. Medium/low aspect ratio (6.5).



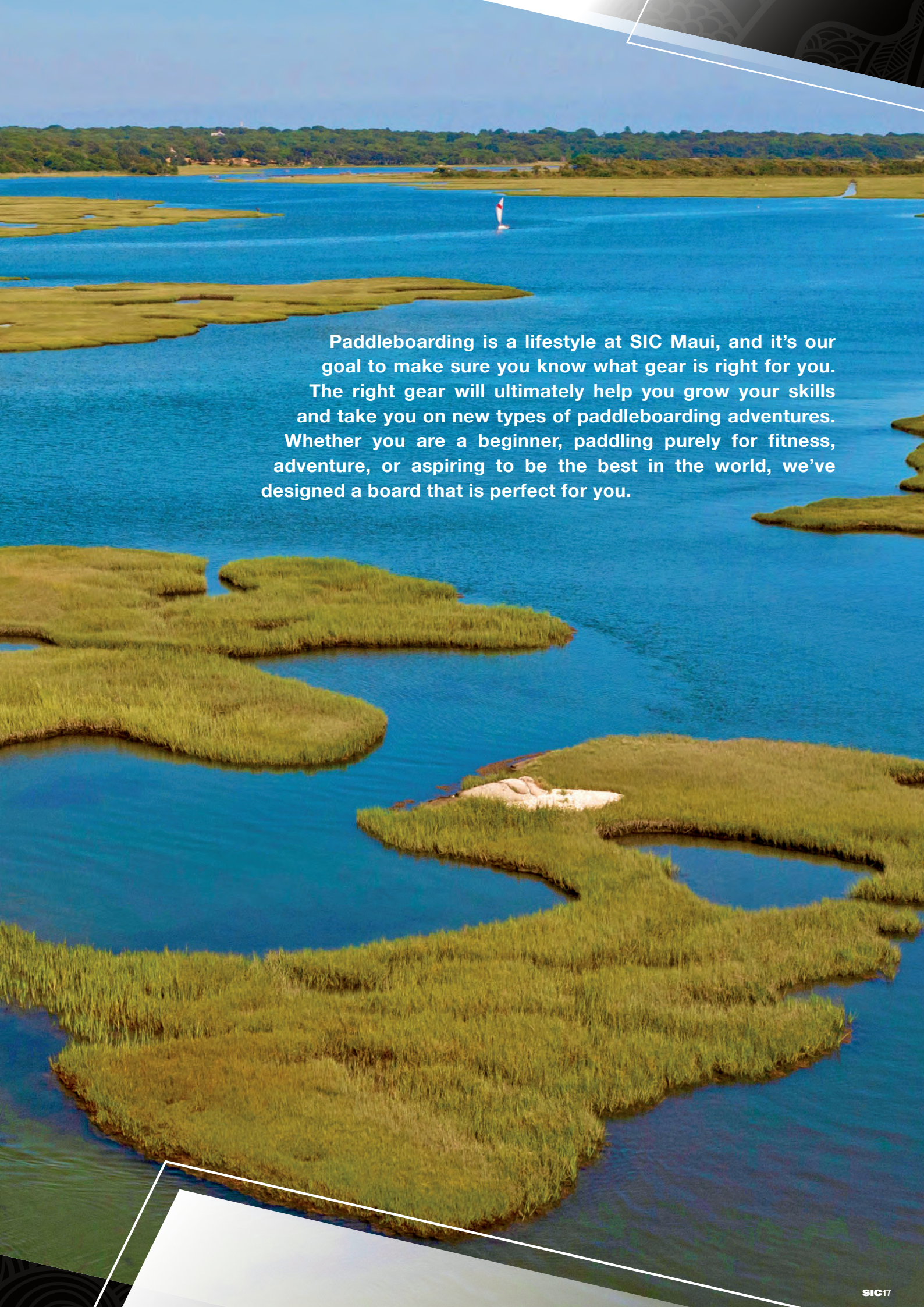
Kit Complete	Front Wing	Aspect ratio	Mast	Fuselage	Back wing	Ref.
FLITE 1500	1500 cm <sup>2</sup>	5.2	750 mm	750 mm	300 cm <sup>2</sup>	108276
FLITE 2000	2000 cm <sup>2</sup>	5.4	750 mm	750 mm	300 cm <sup>2</sup>	108277
FLITE 1200	1200 cm <sup>2</sup>	6.5				109615

**NEW**


# SUP







**Paddleboarding is a lifestyle at SIC Maui, and it's our goal to make sure you know what gear is right for you. The right gear will ultimately help you grow your skills and take you on new types of paddleboarding adventures. Whether you are a beginner, paddling purely for fitness, adventure, or aspiring to be the best in the world, we've designed a board that is perfect for you.**



**RACE**



**RST (SF)**

ALL WATER/DUGOUT

**NEW**

- 14'0" x 21.0" LV - 240L (SF) • 109605 Preaseason
- 14'0" x 21.0" - 260L (SF) • 109606 Preaseason
- 14'0" x 23.0" - 290L (SF) • 109607
- 14'0" x 24.5" - 305L (SF) • 109608
- 14'0" x 26.0" - 320L (SF) • 109609



**XRS (SF)**

FLAT WATER / DUGOUT

**UPDATED SHAPE**

- 14'0" x 20.0" - 260L (SF) • 109645
- 14'0" x 22.0" - 280L (SF) • 109646
- 14'0" x 24.0" - 305L (SF) • 109647

**TOURING**



**BULLET (DF)**

DOWNWIND / PERFORMANCE FITNESS

- 12'6" x 28.5" - 266L (DF) • 108906
- 12'6" x 30.0" - 280L (DF) • 108907
- 14'0" x 27.5" - 291L (DF) • 108908
- 14'0" x 30.0" - 318L (DF) • 108909



**RS (DF)**

FLAT WATER / ALL WATER/RECESSED DECK

- 14'0" x 24.5" - 297L (DF) • 109642
- 14'0" x 26.0" - 315L (DF) • 109643
- 14'0" x 28.0" - 339L (DF) • 109644

**NEW CONSTRUCTION and GRAPHIC UPDATE**



**SONIC (AT)**

RECREATIONAL / CRUISING /

- 11'0" x 29.0" - 220L
- 12'6" x 30.0" - 285L

**MADE IN FRANCE**

**ALL AROUND**



**MANGROVE (DF)**

CRUISING / RECREATIONAL FITNESS / FISHING

- 10'6" x 32.0" - 250L (DF) • 108230
- 11'6" x 33.0" - 280L (DF) • 108231



**TAO FIT (AT)**

RECREATIONAL CRUISING / FITNESS / FISHING

- 10'0" x 33.0" - 195L ART (AT) • 103731
- 11'0" x 34.0" - 260L ART (AT) • 103732

**MADE IN FRANCE**

**SUP SURF**



**SABER (DF)**

RECREATIONAL SURF / CRUISING / FITNESS

- 10'6" x 30.0" - 155L (DF) • 108910
- 11'6" x 30.0" - 185L (DF) • 108911



**TAO SURF (AT)**

RECREATIONAL SURF / CRUISING

- 9'2" x 31.5" - 145L ART (AT) • 102269
- 10'6" x 31.5" - 185L ART (AT) • 102270
- 11'6" x 32.5" - 215L ART (AT) • 102271

**MADE IN FRANCE**

# SIC2024 SUP OVERVIEW

## AIR

### RST AIR (FLW)

ALL WATER / PERFORMANCE FITNESS

GRAPHIC and  
SHAPE UPDATE

- 12'6" x 21.0" - 225L YOUTH (FLW) • 109638
- 12'6" x 27.0" - 290L (FLW) • 109639
- 14'0" x 24.5" - 290L (FLW) • 109640
- 14'0" x 28.0" - 335L (FLW) • 109641



### OKEANOS (DF)

TOURING / ADVENTURE PADDLING

- 11'0" x 28.0" - 220L (DF) • 109166
- 12'6" x 29.0" - 275L (DF) • 109167
- 14'0" x 28.0" - 305L (DF) • 109168



### OKEANOS AIR (FST)

CRUISING / FITNESS

- 11'0" x 29.0" - 305L (FST) • 108241
- 12'6" x 31.0" - 340L (FST) • 108242
- 14'0" x 30.0" - 380L (FST) • 108243



### OKEANOS EXP AIR (FST)

CRUISING / FITNESS

- 12'6" x 31.0" - 340L EXP (FST) • 108913
- 14'0" x 30.0" - 380L EXP (FST) • 108914

AIR EXP AIR



### TAO FIT (TT)

RECREATIONAL CRUISING / FITNESS / FISHING

- 10'0" x 33.0" - 195L (TT) • 103708
- 11'0" x 34.0" - 260L (TT) • 103709



### TAO AIR (SST)

CRUISING / SURF / WINDSURF

- 10'6" x 33.0" - 305L SURF PKG (SST) • 107211
- 10'6" x 32.0" - 280L WIND PKG (SST) • 107214
- 11'0" x 32.0" - 320L TOUR PKG (SST) • 107212
- 12'6" x 30.0" - 330L TOUR PKG (SST) • 107213



### MOTHERSHIP (SST)

GROUP FUN / RENTAL / CLUB

- 17'0" x 59.0" - 1200L (SST) • 105235

### TAO SURF (TT)

RECREATIONAL SURF / CRUISING

- 9'2" x 31.5" - 145L (TT) • 103705
- 10'6" x 31.5" - 185L (TT) • 103706
- 11'6" x 32.5" - 215L (TT) • 103707



## PERFORMANCE PROFILE

Introducing the new RST dugout all-water raceboard, a remarkable evolution that redefines SIC Maui's all-water race category. Inspired by the race-winning rocker of the RS series, known for its exceptional glide and maneuverability. The RST combines it with the unmatched rough water stability of the dugout of the Atlantis with venturi drain and with improved rough water performance.

## KEY FEATURES

- **RS BORROWED ROCKER LINE WITH NOSE KICK**  
Proven flat-water speed and glide as well as maneuverability in the bumps.
- **HIGH BOW VOLUME AND RAISED SPINE**  
Increase ability to shed water going upwind or during drafting.
- **NARROWED OUTLINE WITH EXTENDED BOW ON BOTTOM NOSE**  
Less drag in flat conditions.
- **VENTURI DRAIN**  
Swift water evacuation to keep the board performing at its best.
- **ROUNDED RAILS IN FRONT AND REAR THIRD**  
Higher top end speed in the flats and more control riding the bumps and catching a swell.
- **LOWERED, FLATTENED, AND BROADENED DUGOUT**  
Increased stability for rough water handling and maximized standing area.
- **CHANNEL BOTTOM REMOVAL AND DECREASED TAIL WIDTH**  
Improved water release, better turns, and enhanced surf agility.

## SIZES

- 14'0" x 21.0" LV - 240L (SF) • 109605 Preseason
- 14'0" x 21.0" - 260L (SF) • 109606 Preseason
- 14'0" x 23.0" - 290L (SF) • 109607
- 14'0" x 24.5" - 305L (SF) • 109608
- 14'0" x 26.0" - 320L (SF) • 109609



## PERFORMANCE PROFILE


Introducing the updated XRS flatwater specialist with performance features that give racers the competitive edge they crave. The enhanced XRS boasts important feature updates that translate to improved glide, efficiency, stability, and maneuverability. In a world full of cross-over boards, the XRS race board is a master of one thing - flat water racing. It's a purebred board with a one-track mind: to beat the clock, to win!

## KEY FEATURES

- **SHARPENED BOW BEAK**  
Increase bow volume where it is most needed and the beak breaks up incoming "blue" water while drafting and during upwind legs.
- **REDUCED VOLUME**  
Shedding excess weight, the XRS becomes even more agile and responsive, allowing racers to maneuver with precision.
- **NARROWED OUTLINE AND TAIL**  
Increased agility and maneuverability, enabling swift and precise turns to outmaneuver opponents.
- **TAPERED REAR FREEBOARD**  
Optimized water drainage through the transom and a smooth and efficient release of water during buoy turns.
- **VERTICAL COCKPIT ANGLE**  
Increased standing width for improved racer stability and a strong and balanced stance.
- **LOWERED COCKPIT FLOOR**  
Enhanced stability provides a solid foundation for racers to maintain control and power with confidence.
- **REDUCED VOLUME**  
Shedding excess weight, the XRS becomes even more agile and responsive, allowing racers to maneuver with precision.
- **EZ GRAB HANDLE ADDED, AND SOFT RAIL HANDLES**  
Easy carry option.
- **RAISED "HOOD"**  
Increased water shedding during upwind stretches

## SIZES

- 14'0" x 20.0" - 260L (SF) • 109645
- 14'0" x 22.0" - 280L (SF) • 109646
- 14'0" x 24.0" - 305L (SF) • 109647



# RST AIR (FLW)

GRAPHIC and  
SHAPE UPDATE

**AIR**  
ALL WATER  
PERFORMANCE FITNESS

## PERFORMANCE PROFILE

The RST Air series follows the exciting new outline of the new RST and is produced in our new Fusion Lite Welded technology. This new light-weight technology comes with durable welded seams providing a lasting airtight seal without the risk of glue weakening and adding stiffness. Now also available in narrower race widths for juniors and athletes.

## KEY FEATURES

- WELDED SEAMS  
Providing a lasting airtight seal without the risk of glue weakening and adding stiffness.
- UPDATED SHAPE  
Narrow nose for better glide
- NEW FUSION LITE WELDED  
New lighter technology
- NARROWER RACE WIDTHS  
For racers who want to travel
- JUNIOR SIZES AVAILABLE  
For young racer who are required to enter inflatable categories

## SIZES

- 12'6" x 21.0" - 225L YOUTH (FLW) • 109638
- 12'6" x 27.0" - 290L (FLW) • 109639
- 14'0" x 24.5" - 290L (FLW) • 109640
- 14'0" x 28.0" - 335L (FLW) • 109641



# BULLET (DF)

**TOURING**  
DOWNWIND  
PERFORMANCE FITNESS

## PERFORMANCE PROFILE

The BULLET is one of the most versatile designs in the SIC paddleboarding range. In addition to being a tremendous downwind board, it's a fitness and touring board that can drop in and surf ocean swell as well as beach and point breaks. It has won the hearts and minds of paddlers worldwide that have come to appreciate, trust, and love the BULLET'S performance.

## KEY FEATURES

- Dragon Fly (DF) construction
- Planing bottom for stability and surfing bumps and waves
- Chisel tail to drop the tail in bumps and control while surfing
- Full rails for stability
- 7.0" Weedless fin for excellent tracking and glide
- Cross-cut EVA deck pad
- EZ-Grab carry handle
- Gore-Tex™ breather vent
- Action camera mount on the nose

## SIZES

- 12'6" x 28.5" - 266L (DF) • 108906
- 12'6" x 30.0" - 280L (DF) • 108907
- 14'0" x 27.5" - 291L (DF) • 108908
- 14'0" x 30.0" - 318L (DF) • 108909



# RS (DF)

NEW CONSTRUCTION  
and GRAPHIC UPDATE

**TOURING**  
FLAT WATER / ALL WATER  
RECESSED DECK

## PERFORMANCE PROFILE

The RS raceboard in Dragon Fly construction offers the same performance features of the original RS shape in a durable DF construction at an affordable price. The RS is DF also opens the award-winning shape to the performance touring community—those who want more performance than Okeanos but not high-end raceboard prices. The RS is delivered in a new fresh updated graphics to compliment the rest of the race and touring line up.

## KEY FEATURES

- DRAGON FLY  
Durable, affordable light weight construction
- STEP CHANNEL BOTTOM  
For directional tracking
- DROPPED COCKPIT  
For lower center of gravity giving greater stability and power
- COCKPIT DRAINAGE HOLES  
To evacuate water in the cockpit and keep the deck dry
- 2X RACE HANDLES and EZ-GRAB CARRY HANDLE  
For race starts, ease of carrying and better control in windy conditions

## SIZES

- 14'0" x 24.5" - 297L (DF) • 109642
- 14'0" x 26.0" - 315L (DF) • 109643
- 14'0" x 28.0" - 339L (DF) • 109644



# SONIC (AT)

**TOURING**  
RECREATIONAL  
CRUISING / FITNESS

## PERFORMANCE PROFILE

Whether cruising flat-water, touring lakes, adventuring in open ocean, or racing, the SONIC will give you the stability and confidence to advance. New Solid color top sheet with printed design elements for full color on water presentation.

## KEY FEATURES

- ACE-TEC (AT) construction
- Digitally printed graphics
- 9.0" FCS Connect fiberglass touring fin
- Honeycomb textured EVA deck pad
- Ergo-Undercut handle
- Bungee tie-downs
- Externally molded leash plug/inserts

## SIZES

- 11'0" x 29.0" - 220L ART (AT) • 108915
- 12'6" x 30.0" - 285L ART (AT) • 108916



11'0

12'6

## PERFORMANCE PROFILE

The award-winning OKEANOS fitness and touring board is an adventure seeker at heart. Whether it's day tripping or a multi-day adventure you seek, its numerous tie-downs locations allow you to bring as much cargo as you need. It is super stable rail-to-rail making this a great board to fish off, take SUP camping, or paddle in any conditions.

## KEY FEATURES

- Dragon Fly (DF) construction
- 8.3" Weedless 3K Carbon Fin
- 2 FCS2 fin boxes to accommodate shallow draft (Fins Not Included)
- Step-Channel Bottom
- EZ-Grab handles
- Crocodile textured EVA deck pad
- Bungee tie-downs on the nose and tail
- Leash plug
- Gore-Tex™ breather vent
- Action camera mount on the nose

## SIZES

- 11'0" x 28.0" - 220L (DF) • 109166
- 12'6" x 29.0" - 275L (DF) • 109167
- 14'0" x 28.0" - 305L (DF) • 109168





# OKEANOS AIR (FST)

**AIR**  
CRUISING  
FITNESS

## PERFORMANCE PROFILE

The OKEANOS AIR is a travel paddleboard for the adventure seeker with the same tie-down features as its hardboard sister, plus a handy backpack with wheels. The OKEANOS EXP AIR comes with a drybag-style backpack that allows you to plan one-way adventures or use your paddleboard as a commuting option.

## KEY FEATURES

- Fusion Skin Technology (FST)
- Neoprene center carry handle
- Air7 polycarbonate fin box
- 2+1 Fin setup / 9.0" Weedless fin + 2x Side Fins (nylon)
- Honeycomb EVA deck pad
- Bungee tie-downs on fore and aft deck
- Dual action pump
- Leash
- Wheelie backpack or dry bag backpack for EXP
- Camera mount on nose
- Repair kit with fin screw + plate
- Shoulder strap for EXP

## SIZES

- 11'0" x 29.0" - 305L (FST) • 108241
- 12'6" x 31.0" - 340L (FST) • 108242
- 14'0" x 30.0" - 380L (FST) • 108243
- 12'6" x 31.0" - 340L EXP (FST) • 108913
- 14'0" x 30.0" - 380L EXP (FST) • 108914



# TAO & MOTHERSHIP AIR (SST)

## PERFORMANCE PROFILE

The TAO AIR is designed for the paddler who wants a family board, surf up to mid-sized waves, do SUP yoga, cruise or recreationally windsurf. With the MOTHERSHIP, grab 6-8 of your friends and have some supersized fun. Great for rental shops, camps, schools, and family fun.

**AIR**  
CRUISING / SURF / WINDSURF  
GROUP FUN / RENTAL / CLUB

## KEY FEATURES (TAO Air)

- Support Stringer Technology (SST)
- 3 piece aluminium paddle w/ Anti Twist grip
- Neoprene center carry handle
- Air7 polycarbonate fin box
- 9.0" Weedless fin (nylon) on Tour/Wind (2 fins)
- 8.0" Mahi fin (nylon) on TAO 10'6"
- Honeycomb textured EVA deck pad
- Bungee tie-downs • Dual-action pump
- Tow D-ring (located in the nose on the bottom)
- Backpack carry case (no wheels)
- Camera mount on nose • Leash
- Repair kit with spare fin screw + plate

## SIZES

- 10'6" x 33.0" - 305L SURF PKG (SST) • 107211
- 10'6" x 32.0" - 280L WIND PKG (SST) • 107214
- 11'0" x 32.0" - 320L TOUR PKG (SST) • 107212
- 12'6" x 30.0" - 330L TOUR PKG (SST) • 107213
- 17'0" x 59.0" - 1200L MOTHERSHIP (SST) • 105235



# MANGROVE (DF)

**ALL AROUND**  
CRUISING / FISHING  
RECREATIONAL FITNESS

## PERFORMANCE PROFILE

The MANGROVE fits a wide range of paddlers looking for a stable platform for various uses. Its flat bottom and full rails provide this stability making it perfect for fishing, yoga, touring, and paddling with kids or pups. There are plenty of bungee tie-down options on the deck for gear, a cooler or fishing kit with a rod holder.

## KEY FEATURES

- Dragon Fly (DF) construction
- 8.3" Weedless 3K Carbon Fin
- 2 FCS II fin boxes to accommodate shallow draft fins (Fins Not Included)
- EZ-Grab handles
- Crocodile textured EVA Deck Pad
- Bungee tie downs on the nose and tail
- Leash plug
- Gore-Tex™ breather vent

## SIZES

- 10'6" x 32.0" - 250L (DF) • 108230
- 11'6" x 33.0" - 280L (DF) • 108231



10'6"

11'6"

# TAO FIT (AT) (TT)

**ALL AROUND**  
RECREATIONAL CRUISING  
FITNESS / FISHING

## PERFORMANCE PROFILE

The TAO FIT is all about stability, durability, and versatility. The unique keeled nose cuts through the chop and softens the ride while giving the board excellent tracking characteristics. The flat, fully padded deck makes this board a perfect platform for yoga, fishing, or paddling with kids and pups.

## KEY FEATURES

- ACE-TEC (AT) and TOUGH-TEC (TT)
- Lightweight, watertight EPS core
- 9.0" FCS II Connect touring fin
- Full length Honeycomb Textured EVA deck pad
- Ergo-Undercut handle
- Bungee tie-downs
- Externally molded, leash plug, inserts, fin boxes
- Solid color hull to hide scratches easier

## SIZES

- 10'0" x 33.0" - 195L ART (AT) • 103731
- 11'0" x 34.0" - 260L ART (AT) • 103732
- 10'0" x 33.0" - 195L (TT) • 103708
- 11'0" x 34.0" - 260L (TT) • 103709



10'0" (TT)

11'0" (TT)

10'0" (AT)

11'0" (AT)

# SABER (DF)

**SUP SURF**  
RECREATIONAL SURF  
CRUISING / FITNESS

## PERFORMANCE PROFILE

The SABER is a great recreational cruiser that can surf without performance being compromised. Narrow width and tail combined with classic rocker, enhances gliding speed whether cruising or riding waves. The SABER is a great place to start if you think cruising and surfing are in your future.

## KEY FEATURES

- Dragon Fly (DF) construction
- 9.0" MAHI 3K Carbon Fin + Three/Four XL Fusion compatible side fins
- 2+1 fin set with 10" US Center Box and FCS II fin boxes
- Diamond groove textured EVA deck pad
- 4-piece kick pad
- EZ-Grab carry handle
- Leash plug
- Gore-Tex™ breather vent

## SIZES

- 10'6" x 30.0" - 155L (DF) • 108910
- 11'6" x 30.0" - 185L (DF) • 108911



# TAO SURF (AT) (TT)

**SUP SURF**  
RECREATIONAL SURF  
CRUISING

## PERFORMANCE PROFILE

If you enjoy paddling and SUP surfing, then the TAO SURF all-around recreational SUP is for you. Its moderate rocker line tracks and glides nicely through the water, and the full nose and rounded pin tail help you drop into waves and carve with ease. The TAO SURF is a great family board or entry-level option for someone who does not know where their paddling interest lies.

## KEY FEATURES

- ACE-TEC (AT) and TOUGH-TEC (TT)
- Lightweight, watertight EPS core
- 2+1 fin set
- 9'2": 8" FCS II Connect Dolphin + Stellar side fins
- 10'6" & 11'6": 10" FCS II Connect Dolphin + Stellar side fins
- Honeycomb Textured EVA deck pad
- Ergo-Undercut handle
- Bungee tie-downs
- Externally molded, leash plug, inserts, fin boxes



## SIZES

- 10'6" x 31.5" - 185L ART (AT) • 102270
- 11'6" x 32.5" - 215L ART (AT) • 102271
- 9'2" x 31.5" - 145L (TT) • 103705
- 10'6" x 31.5" - 185L (TT) • 103706
- 11'6" x 32.5" - 215L (TT) • 103707



# PADDLES

## MALIKO

### SUMMARY

The cut-to-length adjustable MALIKO performance paddle focuses on power and efficiency, offered in slim and standard shaft diameters.

### IDEAL FOR

- All-around racing
- Fitness
- Touring
- SUP Surfing
- SUP foiling

### SIZES

- Maliko 80 • 105426
- Maliko 90 • 105427
- Maliko Slim 70 • 105428
- Maliko Slim 80 • 105429
- Maliko Travel 80 3PC • 108288



## TAO

### SUMMARY

The TAO is the most versatile, durability adjustable paddle for recreational users.

### IDEAL FOR

- All-around racing
- Touring
- Surfing
- SUP foiling
- Perfect for Traveling

### SIZES

- Tao 90 LL 2PC • 102366
- Tao 90 LL 3PC • 102368



# TALON

## SUMMARY

A durable paddle option for recreational paddlers, rental shops and clubs, who want a paddle that can take a beating.

## IDEAL FOR

- All-around recreational use
- Rental shops and clubs


## SIZES

- Talon Alu Fix 170 • 107623
- Talon Alu Fix 190 • 107624
- Talon Alu Fix 210 • 107625
- Talon Alu Adj 140-180 • 107626
- Talon Alu Adj 170-210 • 107627
- Talon FP Adj LL 140-180 • 107628
- Talon FP Adj LL 170-210 • 107629
- Talon Travel FP Adj LL 170-210 • 107630




# SURFER





SIC has a surfboard for everyone. Whether you are a beginner or aspiring to be the best in the world, we offer a variety of shapes, sizes and construction to fit your surfing needs. Shapes are made by the legends: Jon Henderson, Gérard Dabbadie and Peter 'PAN' Panagiotis.



**SIC**  
SANDWICH ISLANDS COMPOSITES

# 2024 SURF OVERVIEW



**NEW CONSTRUCTION  
and GRAPHIC UPDATE**

## **PISTOL WHIP** (HF)

- 5'6" x 20.25" - 32L (HF) • 109650
- 6'0" x 21.50" - 40L (HF) • 109651
- 6'4" x 21.50" - 44L (HF) • 109652
- 6'10" x 22.00" - 53L (HF) • 109653

**NEW CONSTRUCTION  
and GRAPHIC UPDATE**

## **PICK POCKET** (HF)

- 7'0" x 22.00" - 49L (HF) • 109654
- 7'4" x 22.50" - 57L (HF) • 109655
- 7'10" x 23.00" - 63L (HF) • 109656

**NEW CONSTRUCTION  
and GRAPHIC UPDATE**

## **SWINDLER** (HF)

- 8'6" x 22.50" - 60L (HF) • 109657
- 9'0" x 22.75" - 70L (HF) • 109658

**NEW CONSTRUCTION  
and GRAPHIC UPDATE**

## **SMUGGLER** (HF)

- 9'4" x 22.75" - 79L (HF) • 109659
- 9'8" x 23.00" - 89L (HF) • 109660







**DRIFTER (AT)**



- 6'8" x 23.10" - 48L (AT) • 108956
- 7'4" x 22.80" - 59L (AT) • 108957
- 7'10" x 23.50" - 70L (AT) • 108958

**CLASSICS (AT)**



- 7'6" x 21.40" - 51L CARVER (AT) • 108917
- 9'0" x 22.50" - 66L LONGBOARD (AT) • 108959
- 9'4" x 22.80" - 78L NOSE RIDER (AT) • 108919
- 9'6" x 28.00" - 130L BIG BOY (AT) • 108918

**DARKHORSE (VT)**

- 5'8" x 20.00" - 40L (VT) • 106415
- 6'8" x 22.00" - 60L (VT) • 106416
- 7'4" x 22.50" - 70L (VT) • 106417
- 8'4" x 23.00" - 85L (VT) • 106418

**NEW**

**PHANTOM (ST)**



- 7'0" x 21.70" - 65L (ST) • 109611
- 7'10" x 23.40" - 75L (ST) • 109612
- 8'4" x TBD" - TBD L (ST) • 109680



# PISTOL WHIP (HF)

PERFORMANCE  
Surf

## PERFORMANCE PROFILE

Acceleration and glide resulting from the refined hull design and precisely engineered balance bring SIC's PISTOL WHIP model to life. The high-performance bottom contours blend seamlessly through the smooth three-stage rocker for enhancing performance, liveliness, and control with surprising ease. With a broader hip in front of the stinger tail shape, you can carry tremendous speed down the line and effortlessly link wave sections while the swallow digs into the turns like a board with much lower volume. The new technical look of the PISTOL WHIP and PICK POCKET with highlight rail color fits appropriately in the performance category range.


## KEY FEATURES

- HYPER FLY CONSTRUCTION  
EPS Glass Epoxy. Light weight durable construction.
- WOOD STRINGER  
Provides added stiffness and support.
- HIGH-PERFORMANCE BOTTOM AND THREE-STAGE ROCKER  
For enhancing performance, liveliness, and control with surprising ease
- BROADER HIP IN FRONT OF STINGER TAIL  
Carves effortlessly and links wave sections
- SWALLOWTAIL DESIGN  
For quick pivot with maximum hold
- 5 FCS2 FIN PLUGS  
Quad, thruster, or twin-fin setup
- LEASH PLUG

## SIZES

- 5'6" x 20.25" - 32L (HF) • 109650
- 6'0" x 21.50" - 40L (HF) • 109651
- 6'4" x 21.50" - 44L (HF) • 109652
- 6'10" x 22.00" - 53L (HF) • 109653

NEW CONSTRUCTION  
and GRAPHIC UPDATE



# PICK POCKET (HF)

PERFORMANCE  
Surf

## PERFORMANCE PROFILE

The PICK POCKET is a Malibu style shape that maintains speed when paddling out into the lineup and is quick to catch waves where other boards struggle. We called it the PICK POCKET because you will be picking off waves and dropping into the pocket before anyone.

The subtle concave in the nose promotes earlier planning. This generous nose shape carries down to the mid-section of the board, and the flatter bottom in the mid-section provides stability in the standing area and generates more speed, whether you are on mushier waves or closeout sets. The rounded pin tail and makes the board loose, maneuverable, and very manageable on any size wave. The new technical look of the PISTOL WHIP and PICK POCKET with highlight rail color fits appropriately in the performance category range.

## KEY FEATURES

- HYPER FLY CONSTRUCTION  
EPS Glass Epoxy. Light weight durable construction.
- WOOD STRINGER  
Provides added stiffness and support.
- WIDER FORWARD OUTLINE  
Maintains momentum smoothly between paddle strokes to catch more waves
- INCREASED TAIL ROCKER  
Provide glide and stability
- SLIGHT NOSE CONCAVE AND FLATTER BOTTOM UNDER THE STANDING AREA  
For quick pivot with maximum hold
- 5 FCS2 FIN PLUGS  
Configure as: quad, thruster, single fin
- LEASH PLUG

NEW CONSTRUCTION  
and GRAPHIC UPDATE

## SIZES

- 7'0" x 22.00" - 49L (HF) • 109654
- 7'4" x 22.50" - 57L (HF) • 109655
- 7'10" x 23.00" - 63L (HF) • 109656



## PERFORMANCE PROFILE

The SIC SWINDLER model delivers performance with soul. The tapered foil of the nose and tail combined with the low, thin rails provides progressive performance and maximum maneuverability.

A surprisingly good tube-riding board, the SWINDLER's slightly pulled-in shoulders and accelerated tail rocker compliment a smooth rounded-pintail. The SWINDLER is designed to be ridden with a 2+1 fin setup primarily, but it can also be ridden as a single fin. Increase your wave count, speed, and stoke with this board. New timeless two-toned graphics for the SWINDLER and SMUGGLER will entice any longboard rider.

## KEY FEATURES

- HYPER FLY CONSTRUCTION  
EPS Glass Epoxy. Light weight durable construction.
- WOOD STRINGER  
Wooden stringer provides added stiffness and support.
- TAPERED FOIL NOSE, TAIL AND THIN RAIL  
Provides progressive performance and maximum maneuverability.
- CENTER FIN BOX +1 TWIN FCS2 SIDE FIN PLUGS  
For strong watertight connection and thruster setup
- LEASH PLUG

## SIZES

- 8'6" x 22.50" - 60L (HF) • 109657
- 9'0" x 22.75" - 70L (HF) • 109658

NEW CONSTRUCTION  
and GRAPHIC UPDATE



## PERFORMANCE PROFILE

An authentic traditional longboard shape, the SIC SMUGGLER model delivers timeless style, glide, flow, and fun. Subtle nose concave, 60/40 rails, continuous tail rocker, and a single fin make the SMUGGLER a nose riding dream. Precise yet smooth curves make these boards as beautiful as they are functional. New timeless two-toned graphics for the SWINDLER and SMUGGLER will entice any longboard rider.

## KEY FEATURES

- HYPER FLY CONSTRUCTION  
EPS Glass Epoxy. Light weight durable construction.
- DOUBLE WOOD STRINGER  
Added stiffness for support
- AUTHENTIC TRADITIONAL LONGBOARD SHAPE  
Delivering a traditional longboard style experience
- 60/40 RAILS AND CONTINUOUS TAIL ROCKER, AND SINGLE FIN  
Make nose riding a dream
- FCS2 FIN PLUGS - SINGLE FIN BOX  
For traditional longboard setup
- LEASH PLUG

## SIZES

- 9'4" x 22.75" - 79L (HF) • 109659
- 9'8" x 23.00" - 89L (HF) • 109660

NEW CONSTRUCTION  
and GRAPHIC UPDATE



# DRIFTER (AT)

**DURABLE  
PERFORMANCE**

## PERFORMANCE PROFILE

The DRIFTER series sets the pace with a new recreational category of stable and user-friendly boards that are fun for all skill levels. Tip to tail wood graphic with Hawaiian influenced tribal bands has brought SIC Maui back to a timeless classic look inspired by the islands.

## KEY FEATURES

- ACE-TEC (AT) construction
- Lightweight, watertight EPS core
- Digitally direct printed
- 3 FCS Fin boxes
- 3 STELLAR thruster fins 100% recyclable and made with recycled fishing nets
- Externally molded leash plug, fin boxes

## SIZES

- 6'8" x 23.10" - 48L (AT) • 108956
- 7'4" x 22.80" - 59L (AT) • 108957
- 7'10" x 23.50" - 70L (AT) • 108958



# CLASSICS (AT)

**DURABLE  
PERFORMANCE**

## PERFORMANCE PROFILE

The CLASSICS series of ACE-TEC thermo-form surfboards are just that "classics." They have proven over the years to be exceptional boards for surfers of all abilities. Whether you are just taking up surfing or are an advanced surfer looking for greater strength and durability, these boards will give you all you desire. Designed to get onto the wave with ease, be forgiving, and most of all, FUN, these boards offer durable performance and will hold up to the knocks and rocks with little to no maintenance. Following the same wood inspired look of the DRIFTER, the CLASSIC takes on a similar interpretation but with transparent color overlays, a classic blast from the past.

## KEY FEATURES

- ACE-TEC (AT) construction: Lightweight, watertight EPS core
- Direct printed graphics: both beauty and durability
- Externally molded leash plug, fin boxes
- CARVER: Tri-fin / Set-up: Thruster Set M5
- LONGBOARD: 2 +1 fin / Set-up: FCS 8" + FCS GL side fins
- NOSE RIDER: 2 +1 fin / Set-up: FCS 8" + FCS GL side fins
- BIG BOY: 2 +1 fin / Set-up: FCS 10" + Stellar side fins

## SIZES

- 7'6" x 21.40" - 51L CARVER (AT) • 108917
- 9'0" x 22.50" - 66L LONGBOARD (AT) • 108959
- 9'4" x 22.80" - 78L NOSE RIDER (AT) • 108919
- 9'6" x 28.00" - 130L BIG BOY (AT) • 108918



# DARKHORSE (VT)

SOFT FOAM  
GLASS HYBRID

## PERFORMANCE PROFILE

The soft board revolution is on. Great shapes and highly engineered construction come together in a vortex of style and performance.

## KEY FEATURES

- Vortex™ construction: Foam and Glass Hybrid Soft Top/Bottom
- Molded EPS core
- HDPE with Vectra Ply reinforced skin with IXPE (Irradiated cross linked polyethylene) foam backing for durability and protection
- PVC reinforced FCS Fusion compatible fin boxes, 5'8", 6'8": 5 fin setup / 7'4", 8'4": tri fin set up
- Nylon fin set
- High-density EVA wrapped rails

## SIZES

- 5'8" x 20.00" - 40L (VT) • 106415
- 6'8" x 22.00" - 60L (VT) • 106416
- 7'4" x 22.50" - 70L (VT) • 106417
- 8'4" x 23.00" - 85L (VT) • 106418



# PHANTOM (ST)

SOFT BOARD  
SKIN-TEC

## PERFORMANCE PROFILE

The Phantom all around shape offers exceptional glide and effortless take off. A great choice for beginners or intermediates looking for casual fun. The new Skin-Tec construction technology has enabled us to create a lightweight yet exceptionally durable board in the PHANTOM.

## KEY FEATURES

- SKIN-TEC TECHNOLOGY 100% RECYCLABLE  
High-density cellular foam. Durable, light weight and water-resistant
- DOUBLE-STRINGERS  
Integral factory-finished wooden stringers inside the hybrid foam slab.  
Gives extra rigidity whilst retaining flex
- HIGH-QUALITY BRUSHED EVA FOAM DECK-PAD  
No more wax, maximum grip, 3mm thick
- FIN BOXES: 3 FCS fin boxes
- STELLAR FINs  
Flexible fins manufactured in France, ecodesigned, raw material derived from recycled fishing nets. They are fully recyclable
- TEXTURED SURFACE  
Unrivalled feel and finish
- INTEGRAL CARRY HANDLE

## SIZES

- 7'0" x 21.70" - 65L (ST) • 109611
- 7'10" x 23.40" - 75L (ST) • 109612
- 8'4" x TBD" - TBD L (ST) • 109680



# FINS



**M-5**  
**NYLON FIN**  
 2x Sides.  
 FCS Fin System.  
 #31759



**THRUSTER M-5**  
 #53615



**FCS GL SIDE FINS**  
 #53615



**STELLAR 3X THRUSTER**  
**NYLO FIN**  
 A recycled polyamide coming from  
 100% recycled fishing nets  
 #109052



**STELLAR 2X SIDES**  
**NYLO FIN**  
 A recycled polyamide coming from  
 100% recycled fishing nets  
 #109053



**WEEDLESS 7.0"**  
**3K CARBON FIN**  
 This fin is fast and can cut through any type of grass or kelp.  
 Light weight with strength equals hi-performance.  
 For a standard finbox.  
 #102018



**DOLPHIN FIN 8"**  
**NYLON FIN**  
 Classic 8" Surf Fin.  
 FCS Connect.  
 For a standard finbox.  
 #31679




**MAHI 8.0"**  
**NYLON FIN**  
 Classic 8" Surf Fin.  
 For a standard finbox.  
 #102210



**WEEDLESS 8.3"**  
**3K CARBON FIN**  
 This fin is fast and can cut through any type of grass or kelp.  
 Light weight with strength equals hi-performance.  
 For a standard finbox.  
 #102019



**TOURING 9"**  
**NYLON FIN**  
 Classic 9" Surf Fin.  
 FCS Connect.  
 For a standard finbox.  
 #102318



**MAHI 9.0"**  
**3K CARBON FIN**  
 Classic 9" Surf Fin.  
 For a standard finbox.  
 #102020



**WEEDLESS 9.0"**  
**NYLON FIN**  
 9" Touring Fin.  
 For a standard finbox.  
 #102209



**FIN SUP THREE/FOUR XL + MAHI 9.0"**  
**3K CARBON FIN**  
 FRONT 5.2-R/L Asymm. + Classic 9" Surf Fin.  
 FCS Fusion-Tab.  
 For a standard finbox.  
 #102021



**DOLPHIN FIN 10.0"**  
**NYLON FIN**  
 Classic 10" Surf Fin.  
 FCS Connect.  
 For a standard finbox.  
 #102317



# ACCESSORIES



**WAIST LEASH**  
#108942



**FOOT STRAPS**  
FOOT STRAPS x1 w/SCREWS 6x30  
#108944

**TEF GEL**  
#10777



**OKEANOS EXPEDITION DRY BAG**  
#108941



**RACK STRAPS 20' X 1"**  
20 FT. RACK STRAPS 2 PC SET  
#101958



**RACK STRAPS 13' X 1"**  
13 FT. RACK STRAPS 2 PC SET  
#101957



**RACE HANDLE REMOVABLE**  
Padded removable race handle with hardware.  
#101954



**THULERACK PADS**  
**THULE COMPATIBLE / 24" LONG**  
Protect your boards on the roof of your vehicle with these high quality, durable rack pads from SIC. Hook-and-loop closure system makes bar installation and removal a breeze. Two high density foam pads feature durable 600D polyester fabric covers that will stand up to years of use.  
#101956



**RACK PADS**  
**STANDARD ROOF RACK PADS / 24" LONG**  
Protect your boards on the roof of your vehicle with these high quality, durable rack pads from SIC. Fits virtually all factory racks. Premium, all-purpose rack pads for carrying SUPs, surfboards, windsurfers, foils and more.  
#101955



**STACKER PADS**  
**BOARD STACKER PADS / 22" LONG**  
Protect your boards with these high-quality, durable stacker pads from SIC. These pads offer protection when stacking multiple boards on top of your vehicle. Durable 600D polyester material. No closure system.  
#101959



**SURF LEASH**  
**9'x7mm** #105443 / **8'x7mm** #101953 / **6'x7mm** #101952  
Molded leash, Double swivels, Triple wrap rail saver webbing, Quick release 1 1/2" calf and ankle wrap cuff, Key pocket in cuff.



**COIL LEASH**  
**8' x 7mm** #101951  
Molded coil leash, Double swivels, Triple wrap rail saver webbing, Quick release 1 1/2" calf and ankle wrap cuff, Key pocket in cuff.



**HYBRID COIL / STRAIGHT**  
**6' x 7mm -3' + COIL** #101950  
Molded coil leash, Double swivels, Triple wrap rail saver webbing, Quick release 1 1/2" calf and ankle wrap cuff, Key pocket in cuff.

# BOARD BAGS

## BOARD / PADDLE BAG FIT GUIDE

### SURF BAG DAY TRIP - 6'4" x 21.5"

(#105438)

DARKHORSE 5'8" x 20.00" (VT)  
PISTOL WHIP 5'6" x 20.25" (HF)  
PISTOL WHIP 6'0" x 21.50" (HF)  
PISTOL WHIP 6'4" x 21.50" (HF)

### SURF BAG DAY TRIP - 7'0" x 22.0"

(#105439)

DARKHORSE 6'8" x 22.00" (VT)  
PICK POCKET 7'0" x 22.00" (HF)  
PISTOL WHIP 6'10" x 22.00" (HF)  
PHANTOM 7'0" x 21.70" (ST)

### SURF BAG DAY TRIP - 8'0" x 23.0"

(#105440)

CARVER 7'6" x 21.40" (AT)  
DARKHORSE 7'4" x 22.50" (VORTEX)  
DRIFTER 6'8" x 23.10" (AT)  
DRIFTER 7'4" x 22.80" (AT)  
DRIFTER 7'10" x 23.50" (AT)  
PICK POCKET 7'4" x 22.50" (HF)  
PICK POCKET 7'10" x 22.50" (HF)  
PHANTOM 7'10" x 23.40" (ST)

### SURF BAG DAY TRIP - 9'0" x 23.0"

(#105441)

DARKHORSE 8'4" x 23.00" (VT)  
LONGBOARD 9'0" x 22.50" (AT)  
SWINDLER 8'6" x 22.50" (HF)  
SWINDLER 9'0" x 22.75" (HF)

### SURF BAG DAY TRIP - 9'8" x 23.0"

(#105442)

NOSE RIDER 9'4" x 22.80" (AT)  
SMUGGLER 9'4" x 22.75" (HF)  
SMUGGLER 9'8" x 23.00" (HF)

### SUP SURF BAG - 10'0" x 34.0"

(#102073)

SMUGGLER 9'8" x 23.00" (HF)  
TAO FIT 10'0" x 34.0" (AT + TT)  
TAO SURF 9'2" x 31.5" (AT + TT)

### SUP TAO SURF BAG - 10'6" x 34.0"

(#108290)

MANGROVE 10'6" x 32.0" (DF)  
SABER 10'6" x 30.0" (DF)  
TAO FIT 10'0" x 34.0" (AT + TT)  
TAO SURF 10'6" x 31.5" (AT + TT)

### SUP TAO SURF BAG - 11'6" x 34.0"

(#108291)

MANGROVE 11'6" x 33.0" (DF)  
SABER 11'6" x 30.0" (DF)  
TAO SURF 11'6" x 32.5" (AT + TT)  
TAO FIT 11'0" x 34.0" (AT + TT)

### TOURING BAG - 12'6" x 30.0"

(#102369)

SONIC 12.6 x 30.0 (AT)  
BULLET 12.6 x 28.50 (DF)  
BULLET 12.6 x 30.0 (DF)  
OKEANOS 12.6 x 29.0 (DF)

### TOURING BAG - 14'0" x 30.0"

(#102370)

BULLET 14.0 x 30.0 (DF)  
OKEANOS 14.0 x 28.0 (DF)  
RS 14.0 x 28.0 (DF)

### VERTICAL SW BAG - 11'0" x 30.0"

(#102076)

OKEANOS 11'0" x 28.0" (DF)  
SONIC 11'0" x 29.0" (AT)

### VERTICAL SW BAG - 14'0" x 24.0"

(#102424)

RST 14.0 x 20.5 LV (SF)  
RST 14.0 x 21.0 (SF)  
RST 14.0 x 23.5 (SF)  
RST 14.0 x 24.5 (SF)  
RS 14.0 x 24.5 (DF)

### VERTICAL SW BAG - 14'0" x 27.0"

(#102081)

BULLET 14.0 x 27.50 (DF)  
RS 14.0 x 26.0 (DF)  
RST 14.0 x 26.0 (SF)

### VERTICAL SW XRS BAG - 14' x 24"

(#108935)

XRS 14' x 20" (SF)  
XRS 14' x 22" (SF)  
XRS 14' x 24" (SF)

### RAPTOR TRAVEL BAG - 5.4' x 26"

(#108937)

RAPTOR PRO 4'11" x 22" (SFX)  
RAPTOR PRO 5'0" x 25" (SFX)  
RAPTOR PRO 5'4" x 26" (SFX)

### RAPTOR TRAVEL BAG - 5.11' x 30"

(#108936)

RAPTOR 5'8" x 28" (SFX)  
RAPTOR 5'11" x 30" (SFX)  
RAPTOR LAUNCH 5'8" x 28" (AT)

### FOIL BOARD BAG - 5.4' x 26"

(#108938)

RAPTOR PRO 4'11" x 22" (SFX)  
RAPTOR PRO 5'0" x 25" (SFX)  
RAPTOR PRO 5'4" x 26" (SFX)

### FOIL BOARD BAG - 5.11' x 28"

(#108939)

RAPTOR 5'8" x 28" (SFX)  
RAPTOR LAUNCH 5'8" x 28" (AT)  
RAPTOR 5'11" x 30" (SFX)

### BLADE BAG (#101928)

### PADDLE BAG (#101929)

### PADDLE BAG - 3 PCS (#101930)

## ECO FRIENDLY MANUFACTURING



ACE-TEC, TOUGH-TEC, and SKIN-TEC products are proudly produced in Vannes (Brittany), France, at the forefront of eco-minded manufacturing.

ACE-TEC and TOUGH-TEC utilize thermo-formed skins, watertight EPS cores, and externally molded inserts. Both technologies use low energy consumption, no pollution, and resource conservation. ACE-TEC cut-off waste during production is recycled back into the process. TOUGH-TEC products can be entirely recycled at the end of their life cycle.

SKIN-TEC is a high-density cellular foam fusion formed and molded in France. The foam slabs come out of the mold in a fully-finished shape, generating no waste during production. Durable, lightweight, water-resistant, and 100% recyclable.

## ENVIRONMENTALLY FRIENDLY MANUFACTURING

### LOW ENERGY CONSUMPTION

- Short production cycle
- Short Infra-red heating cycle
- Low electricity consumption

### NO POLLUTION

- Closed circuit cooling of the mold
- No gas emissions
- No solvents



### RESOURCE CONSERVATION

- Rejection rate (less than 2.5/1000)
- Surplus material systematically recycled
- A capacity per mould 5 times greater than standart techniques

### RECYCLABLE PART


- TOUGH-TEC and SKIN-TEC products can be entirely recycled at the end of their life cycle.

# TECHNOLOGY

## TOUGH-TEC (TT)

CONSTRUCTION


1. DECK PAD
2. POLYETHYLENE OUTER SHELL
3. MOLDED, WATERTIGHT EPS FOAM CORE
4. POLYETHYLENE OUTER SHELL



## ACE-TEC (AT)

CONSTRUCTION

1. DECK PAD
2. THERMOFORMED PLASTIC SKIN (ASA)
3. 50G/M<sup>2</sup> FIBERGLASS WRAP
4. 200G/M<sup>2</sup> WOVEN FIBERGLASS
5. 200G/M<sup>2</sup> WOVEN FIBERGLASS REINFORCEMENT PATCH IN STANDING AREA
6. 200G/M<sup>2</sup> WOVEN FIBERGLASS RAIL REINFORCEMENT
7. MOLDED, WATERTIGHT EPS FOAM CORE
8. 200G/M<sup>2</sup> WOVEN FIBERGLASS
9. 50G/M<sup>2</sup> FIBERGLASS WRAP
10. THERMOFORMED PLASTIC SKIN (ASA)




## SKIN-TEC (ST)

CONSTRUCTION

NEW

1. BRUSHED EVA DECK PAD
2. LEASH PLUG
3. HIGH DENSITY CELLULAR FOAM
4. DUAL WOODEN STRINGERS
5. TEXTURED SURFACE
6. SOFT STELLAR FINS

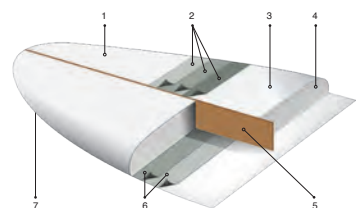


## HYPER FLY (HF)

CONSTRUCTION

NEW

1. TRANSPARENT POLYMER -TOP QUALITY- MATERIAL FINISH
2. EPOXY + EGLASS
3. EPOXY + MICROCELL SEALANT
4. EPS BLANK
5. PLYWOOD STRINGER 5mm
6. EPOXY + EGLASS
7. PISTOL WHIP: 5x FCS2 fin box  
PICK POCKET: 4x FCS2 fin box + Central US box  
SWINDLER: 2x FCS2 fin box + Central US box  
SMUGGLER: Central US box



## SUPER FLY X (SFX)

CONSTRUCTION

CARBON WOOD SANDWICH  
TECHNOLOGY: MOLDED/CUSTOM

### TOP


1. BIAXIAL 45°/45° CARBON
2. BIAXIAL 45°/45° CARBON (STANDING)
3. PAULOWNIA WOOD VENEER (STANDING)
4. PAULOWNIA WOOD VENEER
5. PLAIN WEAVE 0°/90° GLASS
6. PRECISION CUT LIGHTWEIGHT EPS CORE

### RAIL

1. BIAXIAL 45°/45° CARBON
2. BIAXIAL 45°/45° CARBON
3. PLAIN WEAVE 0°/90° GLASS
4. PLAIN WEAVE 0°/90° GLASS
5. PRECISION CUT LIGHTWEIGHT EPS CORE

### BOTTOM

1. PLAIN WEAVE 0°/90° GLASS (FOIL TRACK)
2. BIAXIAL 45°/45° CARBON (FOIL TRACK)
3. BIAXIAL 45°/45° CARBON
4. PAULOWNIA WOOD VENEER
5. PLAIN WEAVE 0°/90° GLASS
6. PRECISION CUT LIGHTWEIGHT EPS CORE



## SUPER FLY (SF)

CONSTRUCTION

CARBON/GLASS PVC SANDWICH  
TECHNOLOGY: MOLDED

### TOP


1. BIAXIAL 45°/45° CARBON (STANDING)
2. BIAXIAL 45°/45° CARBON
3. HIGH DENSITY PVC FOAM
4. PLAIN WEAVE 0°/90° GLASS
5. PRECISION CUT LIGHTWEIGHT EPS CORE

### RAIL

1. BIAXIAL 45°/45° CARBON (STANDING)
2. BIAXIAL 45°/45° CARBON
3. BIAXIAL 45°/45° CARBON
4. PLAIN WEAVE 0°/90° GLASS
5. HIGH DENSITY PVC FOAM
6. PLAIN WEAVE 0°/90° GLASS
7. PRECISION CUT LIGHTWEIGHT EPS CORE

### BOTTOM

1. PLAIN WEAVE 0°/90° GLASS
2. HIGH DENSITY PVC FOAM
3. PLAIN WEAVE 0°/90° GLASS
4. PRECISION CUT LIGHTWEIGHT EPS CORE



## DRAGON FLY (DF)

CONSTRUCTION

WOOD GLASS SANDWICH  
TECHNOLOGY: MOLDED

### TOP

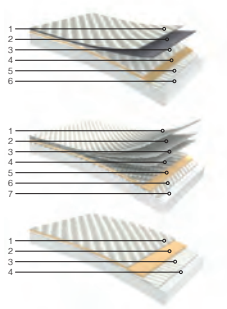
1. PLAIN WEAVE 0°/90° GLASS (STANDING)
2. BIAXIAL 45°/45° CARBON (STANDING)
3. PLAIN WEAVE 0°/90° GLASS
4. OAK WOOD VENEER
5. PLAIN WEAVE 0°/90° GLASS
6. PRECISION CUT LIGHTWEIGHT EPS CORE

### RAIL

1. PLAIN WEAVE 0°/90° GLASS
2. PLAIN WEAVE 0°/90° GLASS (STANDING)
3. PLAIN WEAVE 0°/90° GLASS
4. PLAIN WEAVE 0°/90° GLASS
5. OAK WOOD VENEER
6. PLAIN WEAVE 0°/90° GLASS
7. PRECISION CUT LIGHTWEIGHT EPS CORE

### BOTTOM

1. PLAIN WEAVE 0°/90° GLASS
2. OAK WOOD VENEER
3. PLAIN WEAVE 0°/90° GLASS
4. PRECISION CUT LIGHTWEIGHT EPS CORE



## VORTEX (VT)

CONSTRUCTION

HIGH PERFORMANCE SOFTTOP  
TECHNOLOGY: VACUUM MOLDED

### TOP


1. VECTRA NET HDPE SKIN
2. IXPE FOAM
3. PLAIN WEAVE 0°/90° GLASS
4. PLAIN WEAVE 0°/90° GLASS
5. MOLDED EPS CORE
6. PLAIN WEAVE 0°/90° GLASS (CENTER STRINGER)

### RAIL

1. BRUSHED HD EVA FOAM
2. PLAIN WEAVE 0°/90° GLASS
3. PLAIN WEAVE 0°/90° GLASS
4. MOLDED EPS CORE

### BOTTOM

1. VECTRA NET HDPE SKIN
2. IXPE FOAM
3. PLAIN WEAVE 0°/90° GLASS
4. PLAIN WEAVE 0°/90° GLASS
5. MOLDED EPS CORE
6. PLAIN WEAVE 0°/90° GLASS (CENTER STRINGER)

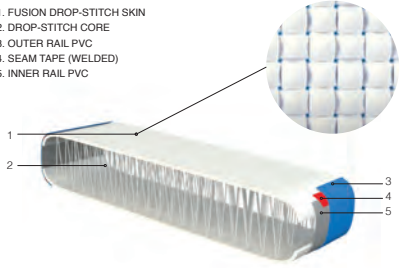


## FUSION LITE WELDED (FLW)

CONSTRUCTION

NEW


1. FUSION DROP-STITCH SKIN
2. DROP-STITCH CORE
3. OUTER RAIL PVC
4. SEAM TAPE (WELDED)
5. INNER RAIL PVC



## FUSION SKIN TECHNOLOGY (FST)

CONSTRUCTION

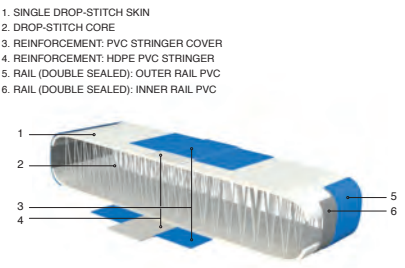
1. FUSION DROP-STITCH SKIN
2. DROP-STITCH CORE
3. RAIL (DOUBLE SEALED): OUTER RAIL PVC
4. RAIL (DOUBLE SEALED): INNER RAIL PVC



## SUPPORT STRINGER TECHNOLOGY (SST)

CONSTRUCTION

1. SINGLE DROP-STITCH SKIN
2. DROP-STITCH CORE
3. REINFORCEMENT: PVC STRINGER COVER
4. REINFORCEMENT: HDPE PVC STRINGER
5. RAIL (DOUBLE SEALED): OUTER RAIL PVC
6. RAIL (DOUBLE SEALED): INNER RAIL PVC





Photos: Charles Dasher - Maxime Horlaville - Johann Meya - Laurent Nevarez - Studio Chimair



**SIC IS DISTRIBUTED WORLD WIDE BY TAHE OUTDOORS**  
TO LEARN MORE OR BECOME A DEALER PLEASE CONTACT US AT:

**Tahe Outdoors France** (Group Headquarters)  
58 Rue Alain Gerbault | Zone Industrielle du Prat  
CP 3716 | CS 23716 | 56037 Vannes Cedex | France  
Ph: +33 297 437 500 | Fax: + 33 297 437 501  
[contact-en@sicmaui.com](mailto:contact-en@sicmaui.com)

**Tahe Outdoors North America**  
2384 Cranberry Highway  
West Wareham, MA 02576 | USA  
Ph: (508) 291-2770 | Fax: (508) 291-2772  
[contact-us@sicmaui.com](mailto:contact-us@sicmaui.com)

**Tahe Outdoors Australia Pty. Ltd**  
P.O. Box 911 | Manly NSW 1655 | Australia  
Ph: 02 9949 1322  
[contact-au@sicmaui.com](mailto:contact-au@sicmaui.com)

**Tahe Outdoors Japan**  
3-1-9 Tsujido-Nishikaigan  
Fujisawa Kanagawa | Japan  
Ph: 0466-30-1979 | Fax: 0466-30-1980  
[info-japan@taheoutdoors.com](mailto:info-japan@taheoutdoors.com)

